

Instructional Technology Coaches' Update – October 2018

Computer Applications Course

The computer applications classes are in full swing with all of the students in grades 3-8 working through the digital citizenship lessons that focus on topics such as Internet safety, Internet security, and copyright and citing sources. Once the students finish these lessons, they will move on to learning web research and Microsoft Word skills. Ms. Butcher and Ms. O'Day are currently working on developing the plans and materials for the next set of lessons on Microsoft Excel. They are also modifying the lessons as the students work through them to accommodate IEP and ESL students.




Digital Citizenship
Elementary Lesson
DigiDigital



Digital Citizenship
Junior High Lesson

October 19th Media Specialist Training

The technology coaches hosted a training session for the district media specialists during the October 19th school improvement day. The main focus of the training was on Google Classroom as all of the computer applications classes are using the program to facilitate instruction. To make it as user-friendly as possible for the media specialists, Mrs. Butcher and Ms. O'Day created a resource guide for the media specialists to have to refer back to when they returned to their buildings. The media specialists were asked to bring their student rosters and were given the opportunity to add their classes and students with the technology coaches lending assistance as needed. At the end of the training session, the coaches reviewed the next set of lessons with the media specialists so they could begin preparing for their classes.




iPad Applications Lists

Mrs. Butcher and Ms. O'Day created apps lists for the iPad carts assigned to grades 3-5 and 6-8. These apps will be pushed out to building carts assigned to both the elementary buildings and the junior high. A separate list was created for each group so that the apps would be specifically geared toward the students using those devices. The technology coaches made sure to receive input from both special education and ESL staff to ensure that apps were selected that would meet the needs of their students as well.

Instructional Technology Webpage

Ms. O'Day and Ms. Butcher began working on the instructional technology webpage this month. This page, once completed, will provide a resource for teachers throughout the district. It will include links to programs/applications that teachers can use to actively incorporate into their curriculum as well as a blog where the coaches will share information on best practices and tips for using technology in the classroom. The blog will also spotlight technology integration occurring in classrooms throughout the district.


Defined STEM Project



October concluded with the districts Defined STEM initiative. Teachers throughout the district had to select a project from the wheel to complete with their students. These projects invariably involved the students doing research and completing some form of interactive project. The projects were to be displayed in the hallways/atrium of each building by Friday, October 26th.

Mrs. Butcher helped a teacher at Fieldcrest select the best application for her Defined STEM project. The teacher wanted to create a digital book, so Mrs. Butcher recommended the programs Story Jumper, Story Bird, and Story Creator as possible options. After reviewing each of the applications with the teacher, they determined that Story Creator would be the best one for the project. During follow-up coaching sessions, the teacher was provided instruction on adding video clips and audio to the students' digital books.

Ms. O'Day assisted unit 6B with their project which called for the students to create a recipe, investigate the cost of the ingredients, develop the steps for making their recipe, and create a graphic recipe card for others to follow. After discussion, this unit chose to use MS Word for their project, and Ms. O'Day provided assistance by creating a template for the students to use. Ms. O'Day also met with a 6th grade teacher whose project required the students to create their own virtual bakery and, after doing research, develop an effective advertisement to entice people to come to their bakery. After discussing the parameters of the project, the teacher decided to use Google Docs as her students would be completing this project using iPads. Ms. O'Day created a research guide and a template for the students as well as pushed in to the classroom to help students assemble their advertisements.



Coaching Duties




Many of the teachers began booking appointments this month with Mrs. Butcher and Ms. O'Day for help with program selection, training, signing students up for programs, as well as providing additional assistance when using technology in the classroom.

Requests for training on Google Classroom was a very common teacher booking this month at both the elementary buildings and the junior high. This training included an overview of the Google Apps suite; setting up classes; adding students; creating and posting notes, materials, questions, and assignments; grading/commenting on student work; and best practices for using this program to facilitate class activities and differentiate instruction.

At the junior high, Ms. O'Day created a resource guide for the Dell 3380 laptops to distribute to teachers with their laptop carts. The Dell 3380 guide provided teachers with the device specs as well as teacher and students laptop procedures. She also met with each unit to review laptop cart procedures to ensure that the carts are maintained properly. The teachers were also asked to provide Ms. O'Day with a cart roster in which they assigned devices to each student.

This month, Ms. O'Day met with several teachers to help them determine which programs they would like to use with their students. The most common requests were for programs that would be good for IEP students, Google Classroom, Edmodo, iReady, and textbook programming. For her bookings with sped teachers, she reviewed all of the programs/apps that would be beneficial for their students such as iReady, Imagine Learning, Epic!, Prodigy, Khan Academy (Kids), etc. The focus was on programs that could provide for a wide range of ability levels and learning styles. Ms. O'Day also had numerous bookings with ELA teachers for help with Pearson Success Net and iReady. For iReady, she taught the teachers how to navigate the new interface and the features of the program such as viewing/analyzing data, adjusting instruction, and the iReady toolbox. For Pearson Success Net, the teachers learned how to create classes, add students, assign content, and grade student work. For one 8th grade ELA teacher who has a group of ESL students with a limited knowledge of English, Ms. O'Day showed her all of the Spanish language features available with the textbook program as well as reviewed other apps/programs she could use with those students.



At the elementary level, Mrs. Butcher assisted several teachers that were trying to determine which app/programs were best suited for the needs of their students. The most common teacher requests were for Google Classroom, iReady, and Edmentum. For iReady, she reviewed with the teachers how to view and analyze the student data for both reading and math as well as how to use the features of the program such as the ability to adjust online instruction levels and using the instructional materials such as the "offline" lessons and the toolbox. The teachers received training on Edmentum during the October 19th school improvement day workshop, and many of the teachers requested that Mrs. Butcher follow up with them to assist them with implementing the program with their students. She helped the teachers with student logins as well as with understanding the learning path within the program so that they could use it to differentiate instruction by assigning student-specific assignments based on student need.

Mrs. Butcher worked with Mrs. Cieplucha's and Ms. Dearman's students on their technology project for their school board presentation. Mrs. Butcher met with both teachers to discuss which programs would



work best for the students' newscast. After the green screen program Touchcast was selected, she provided instruction to both teachers and students on how to use the program. She created a green screen area for the student to use to film as well as showed them how to import videos and pictures into the program and how to edit the clips to create a final product. Mrs. Butcher also worked with small groups of students on various other projects/activities using MS PowerPoint and MS Word. These projects consisted of creating a digital book talk, autumn word web, and science fair project preparations.